


OSCAR INVESTMENTS LIMITED

Registered Office :
55, Hanuman Road, Connaught Place, New Delhi-110 001

Statement Showing Shareholding Pattern

(1) (a)

Name of the Company :		OSCAR INVESTMENTS LIMITED						
Scrip Code :		501179	Quarter Ended : 31.12.2009					
Category code	Category of Shareholder	Number of Shareholders	Total number of shares	Number of shares held in dematerialized form	Total shareholding as a percentage of total number of shares		Shares pledged or otherwise encumbered	
					As a percentage of (A+B) ¹	As a percentage of (A+B+C)	No. of Shares	As a percentage (ix) = (viii)/(iv) * 100
(i)	(ii)	(iii)	(iv)	(v)	(vi)	(vii)	(viii)	(ix)
(A)	Shareholding of Promoter and Promoter Group ²							
(1)	Indian							
(a)	Individuals/Hindu Undivided Family	3	258250	258250	1.49	1.49	0	0.00
(b)	Central Government/ State Government(s)	0	0	0	0.00	0.00	0	0.00
(c)	Bodies Corporate	9	11683667	7455259	67.61	67.61	0	0.00
(d)	Financial Institutions/ Banks	0	0	0	0.00	0.00	0	0.00
(e)	Any Others(Specify)	0	0	0	0.00	0.00	0	0.00
(e-i)		0	0	0	0.00	0.00	0	0.00
(e-ii)		0	0	0	0.00	0.00	0	0.00
	Sub Total(A)(1)	12	11941917	7713509	69.11	69.11	0	0.00
(2)	Foreign							
(a)	Individuals (Non-Residents Individuals/ Foreign Individuals)	0	0	0	0.00	0.00	0	0.00
(b)	Bodies Corporate	0	0	0	0.00	0.00	0	0.00
(c)	Institutions	0	0	0	0.00	0.00	0	0.00
(d)	Any Others(Specify)	0	0	0	0.00	0.00	0	0.00
d-i		0	0	0	0.00	0.00	0	0.00
d-ii		0	0	0	0.00	0.00	0	0.00
	Sub Total(A)(2)	0	0	0	0.00	0.00	0	0.00
	Total Shareholding of Promoter and Promoter Group (A) = (A)(1)+(A)(2)	12	11941917	7713509	69.11	69.11	0	0.00
(B)	Public shareholding ³							
(1)	Institutions							
(a)	Mutual Funds/ UTI	0	0	0	0.00	0.00	0	0.00
(b)	Financial Institutions/ Banks	0	0	0	0.00	0.00	0	0.00
(c)	Central Government/ State Government(s)	0	0	0	0.00	0.00	0	0.00
(d)	Venture Capital Funds	0	0	0	0.00	0.00	0	0.00
(e)	Insurance Companies	0	0	0	0.00	0.00	0	0.00
(f)	Foreign Institutional Investors	0	0	0	0.00	0.00	0	0.00
(g)	Foreign Venture Capital Investors	0	0	0	0.00	0.00	0	0.00
(h)	Any Other (specify)	0	0	0	0.00	0.00	0	0.00
(h-i)								
(h-ii)								
	Sub-Total (B)(1)	0	0	0	0.00	0.00	0	0.00
B 2	Non-institutions							
(a)	Bodies Corporate	7	4113274	2576274	23.80	23.80	0	0.00
(b)	Individuals							
I	Individual shareholders holding nominal share capital up to Rs 1 lakh	2678	554829	220241	3.21	3.21	0	0.00




II	Individual shareholders holding nominal share capital in excess of Rs. 1 lakh.	2	670600	0	3.88	3.88	0	0.00
(c)	Any Other (specify)	0	0	0				
(c-i)								
(c-ii)								
	Sub-Total (B)(2)	2687	5338703	2796515	30.89	30.89	0	0
(B)	Total Public Shareholding (B) ^a (B)(1)+(B)(2)	2687	5338703	2796515	30.89	30.89	0	0
	TOTAL (A)+(B)	2699	17280620	10510024	100	100	0	0
(C)	Shares held by Custodians and against which Depository Receipts have been issued	0	0	0	0.00	0.00	0	0.00
	GRAND TOTAL (A)+(B)+(C)	2699	17280620	10510024	100	100	0	0

* For determining public shareholding for the purpose of Clause 40 A


** For definitions of "Promoter" and "Promoter Group", refer to Clause 40A

** For definitions of "Public Shareholding", refer to Clause 40A.



(D)(b) Statement showing Shareholding of persons belonging to the category "Promoter and Promoter Group"

Sr. No.	Name of the shareholder	Number of shares	Shares as a percentage of total number of shares {i.e., Grand Total (A)+(B)+(C) indicated in Statement at para (I)(a) above}
1	Malvinder Mohan Singh	129000	0.75
2	Shivinder Mohan Singh	129000	0.75
3	Nimmi Singh	250	0.00
4	RHC Holding Private Limited	5248869	30.37
5	Shivi Holdings Private Limited	2144304	12.41
6	Malav Holdings Private Limited	2126304	12.30
7	Tripoli Investment & Trading Company	636100	3.68
8	Abhineet Pesticides Private Limited	1500	0.01
9	Ranbaxy Healthcare Private Limited	1208750	6.99
10	Analytical Testing Services Pvt. Ltd.	62760	0.36
11	Modland Wears Private Limited	80080	0.46
12	Vitboa Cosmetics Private Limited	175000	1.01
TOTAL		11941917	




(I)(d) Statement showing details of locked-in shares

Sr. No.	Name of the shareholder	Number of locked-in shares	Locked-in shares as a percentage of total number of shares {i.e., Grand Total (A)+(B)+(C) indicated in Statement at para (I)(a) above}
1	Shivi Holdings Private Limited	530726	3.07
2	Malav Holdings Private Limited	530726	3.07
3			
4			
5			
6			
7			
8			
9			
TOTAL		1061452	6.14

Prasanna

(II)(a) Statement showing details of Depository Receipts (DRs)

Sr. No.	Type of outstanding DR (ADRs, GDRs, SDRs, etc.)	Number of outstanding DRs	Number of shares underlying outstanding DRs	Shares underlying outstanding DRs as a percentage of total number of shares {i.e., Grand Total (A)+(B)+(C) indicated in Statement at para (I)(a) above}
1				0.00
2				0.00
3				0.00
4				0.00
5				0.00
6				0.00
7				0.00
8				0.00
9				0.00
TOTAL		0	0	0.00



(II)(b) Statement showing Holding of Depository Receipts (DRs), where underlying shares are in excess of 1% of the total number of shares

Sr. No.	Name of the DR Holder	Type of outstanding DR (ADRs, GDRs, SDRs, etc.)	Number of shares underlying outstanding DRs	Shares underlying outstanding DRs as a percentage of total number of shares (i.e., Grand Total (A)+(B)+(C) indicated in Statement at para (I)(a) above}
1				0.00
2				0.00
3				0.00
4				0.00
5				0.00
6				0.00
7				0.00
8				0.00
				0.00
				0.00
TOTAL			0	0.00

