


OSCAR INVESTMENTS LIMITED

Registered Office :
55, Hanuman Road, Connaught Place, New Delhi-110 001

Statement Showing Shareholding Pattern

(1)(a)

Name of the Company		OSCAR INVESTMENTS LIMITED						
Scrip Code		Name of the Scrip, Class of Security				Quarter Ended		
501179		OSCAR INVESTMENTS LTD, EQUITY				31.12.2010		
Category code	Category of Shareholder	Number of Shareholders	Total number of shares	Number of shares held in dematerialized form	Total shareholding as a percentage of total number of shares		Shares Pledged or otherwise encumbered	
					As a percentage of (A+B) ¹	As a percentage of (A+B+C)	Number of shares	As a percentage
(I)	(II)	(III)	(IV)	(V)	(VI)	(VII)	(VIII)	IX = (VIII)/(IV)*100
	Shareholding of Promoter and Promoter Group²							
1	Indian							
(a)	Individuals/ Hindu Undivided Family	3	258250	258250	1.49	1.49	0	0.00
(b)	Central Government/ State Government(s)	0	0	0	0.00	0.00	0	0.00
(c)	Bodies Corporate	9	11683667	11683667	0.00	67.61	0	0.00
(d)	Financial Institutions/ Banks	0	0	0	0.00	0.00	0	0.00
(e)	Any Others(Specify)	0	0	0	0.00	0.00	0	0.00
(e-i)		0	0	0	0.00	0.00	0	0.00
(e-ii)		0	0	0	0.00	0.00	0	0.00
	Sub Total(A)(1)	12	11941917	11941917	67.61	69.11	0	0.00
2	Foreign							
a	Individuals (Non-Residents Individuals/ Foreign Individuals)	0	0	0	0.00	0.00	0	0
b	Bodies Corporate	0	0	0	0.00	0.00	0	0
c	Institutions	0	0	0	0.00	0.00	0	0
d	Any Others(Specify)	0	0	0	0.00	0.00	0	0
d-i		0	0	0	0.00	0.00	0	0
d-ii		0	0	0	0.00	0.00	0	0
	Sub Total(A)(2)	0	0	0	0.00	0.00	0	0.00
	Total Shareholding of Promoter and Promoter Group (A) = (A)(1)+(A)(2)	12	11941917	11941917	69.11	69.11	0	0.00
(B)	Public shareholding							
1	Institutions							
(a)	Mutual Funds/ UTI	0	0	0	0.00	0.00	0	0
(b)	Financial Institutions/ Banks	0	0	0	0.00	0.00	0	0
(c)	Central Government/ State Government(s)	0	0	0	0.00	0.00	0	0
(d)	Venture Capital Funds	0	0	0	0.00	0.00	0	0
(e)	Insurance Companies	0	0	0	0.00	0.00	0	0
(f)	Foreign Institutional Investors	0	0	0	0.00	0.00	0	0
(g)	Foreign Venture Capital Investors	0	0	0	0.00	0.00	0	0
(h)	Any Other (specify)	0	0	0	0.00	0.00	0	0
(h-i)		0	0	0	0.00	0.00	0	0
(h-ii)		0	0	0	0.00	0.00	0	0
	Sub-Total (B)(1)	0	0	0	0.00	0.00	0	0.00



B 2	Non-institutions							
(a)	Bodies Corporate	11	4698874	2571274	27.19	27.19	0	0.00
(b)	Individuals	0	0	0	0.00	0.00	0	0.00
I	Individuals -i. Individual shareholders holding nominal share capital up to Rs 1 lakh	1791	423420	178535	2.45	2.45	0	0.00
II	ii. Individual shareholders holding nominal share capital in excess of Rs. 1 lakh.	2	216409	50488	1.25	1.25	0	0.00
(c)	Any Other (specify)	0	0	0	0.00	0.00	0	0.00
(c-i)		0	0	0	0.00	0.00	0	0.00
(c-ii)		0	0	0	0.00	0.00	0	0.00
	Sub-Total (B)(2)	1804	5338703	2800297	30.89	30.89	0	0.00
(B)	Total Public Shareholding (B)= (B)(1)+(B)(2)	1804	5338703	2800297	30.89	30.89	0	0.00
	TOTAL (A)+(B)	1816	17280620	14742214	100.00	100.00	0	0.00
(C)	Shares held by Custodians and against which Depository Receipts have been issued							
1	Promoter and Promoter Group	0	0	0	0	0.00	0	0.00
2	Public	0	0	0	0	0.00	0	0
	Sub-Total (C)	0	0	0	0	0	0	0
	GRAND TOTAL (A)+(B)+(C)	1816	17280620	14742214	100	100.00	0	0.00



For Oscar Investments Limited

[Signature]
Company Secretary


(D)(b) Statement showing Shareholding of persons belonging to the category
"Promoter and Promoter Group"

Sr. No.	Name of the shareholder	Total shares held		Shares pledged or otherwise encumbered		
		Number of shares	As a % of grand total (A)+(B)+(C)	Number	As a percentage	As a % of grand total (A)+(B)+(C) of
(I)	(II)	(III)	(IV)	(V)	(VI)=(V)/(III)*	(VII)
1	Malvinder Mohan Singh	129000	0.75	0	0.00	0.00
2	Shivinder Mohan Singh	129000	0.75	0	0.00	0.00
3	Nimmi Singh	250	0.00	0	0.00	0.00
4	RHC Holding Private Limited	5248869	30.37	0	0.00	0.00
5	Shivi Holdings Private Limited	2144304	12.41	0	0.00	0.00
6	Malav Holdings Private Limited	2126304	12.30	0	0.00	0.00
7	Tripoli Investment & Trading Company	636100	3.68	0	0.00	0.00
8	Abhineet Pesticides Private Limited	1500	0.01	0	0.00	0.00
9	Fem Healthcare Private Limited	1208750	6.99	0	0.00	0.00
10	Analytical Testing Services Pvt. Ltd.	62760	0.36	0	0.00	0.00
11	Modland Wears Private Limited	80080	0.46	0	0.00	0.00
12	Vitboa Cosmetics Private Limited	175000		0		
TOTAL		11941917	69.11	0	0.00	0.00




(II)(a) Statement showing details of Depository Receipts (DRs)

Sr. No.	Type of outstanding DR (ADRs, GDRs, SDRs, etc.)	Number of outstanding DRs	Number of shares underlying outstanding DRs	Shares underlying outstanding DRs as a percentage of total number of shares {i.e., Grand Total (A)+(B)+(C) indicated in Statement at para (I)(a) above}
1				0.00
2				0.00
3				0.00
4				0.00
5				0.00
6				0.00
7				0.00
8				0.00
9				0.00
TOTAL		0	0	0.00



(II)(b) Statement showing Holding of Depository Receipts (DRs), where underlying shares are in excess of 1% of the total number of shares

Sr. No.	Name of the DR Holder	Type of outstanding DR (ADRs, GDRs, SDRs, etc.)	Number of shares underlying outstanding DRs	Shares underlying outstanding DRs as a percentage of total number of shares {i.e., Grand Total (A)+(B)+(C) indicated in Statement at para (I)(a) above}
1				0.00
2				0.00
3				0.00
4				0.00
5				0.00
6				0.00
7				0.00
8				0.00
9				0.00
				0.00
TOTAL			0	0.00



6