

OSCAR INVESTMENTS LIMITED

Registered Office :
55, Hanuman Road, Connaught Place, New Delhi-110 001

Introductory sub-table (I)(a)

| | | | |
|--|--------------------------------------|--|---|
| Name of the Company: OSCAR INVESTMENTS LIMITED | | | |
| Scrip Code, Name of the scrip, class of security: 501179, OSCAR, EQUITY | | | |
| Quarter ended: 30.06.2012 | | | |
| Partly paid-up shares:- | | | |
| | No. of partly paid-up shares | As a % of total no. of partly paid-up shares | As a % of total no. of shares of the company |
| Held by promoter/promoter group | 0 | 0 | 0 |
| Held by public | 0 | 0 | 0 |
| Total - D | 0 | 0 | 0 |
| Outstanding convertible securities:- | | | |
| | No. of outstanding securities | As a % of total no. of outstanding convertible securities | As a % of total no. of shares of the company, assuming full conversion of the convertible securities |
| Held by promoter/promoter group | 0 | 0 | 0 |
| Held by public | 0 | 0 | 0 |
| Total - E | 0 | 0 | 0 |
| Warrants:- | | | |
| | No. of warrants | As a % of total no. of warrants | As a % of total no. of shares of the company, assuming full conversion of warrants |
| Held by promoter/promoter group | 0 | 0 | 0 |
| Held by public | 0 | 0 | 0 |
| Total - F | 0 | 0 | 0 |
| Total paid-up capital of the company, assuming full conversion of warrants and convertible securities | | | |
| | 0 | 0 | 0 |




OSCAR INVESTMENTS LIMITED

Registered Office :
55, Hanuman Road, Connaught Place, New Delhi-110 001

| Statement Showing Shareholding Pattern | | | | | | | | |
|--|---|------------------------|------------------------|--|--|----------------------------|--|------------------------|
| Category code | Category of Shareholder | Number of Shareholders | Table I(a) | | Total shareholding as a percentage of total number of shares | | Shares Pledged or otherwise encumbered | |
| | | | Total number of shares | Number of shares held in dematerialized form | As a percentage of (A+B) ¹ | As a percentage of (A+B+C) | Number of shares | As a percentage |
| (I) | (II) | (III) | (IV) | (V) | (VI) | (VII) | (VIII) | (IX) = (VIII)/(IV)*100 |
| (A) | Shareholding of Promoter and Promoter | | | | | | | |
| 1 | Indian | | | | | | | |
| (a) | Individuals/ Hindu Undivided Family | 2 | 129250 | 129250 | 0.75 | 0.75 | - | - |
| (b) | Central Government/ State Government(s) | 0 | 0 | 0 | 0.00 | 0.00 | - | - |
| (c) | Bodies Corporate | 8 | 11555507 | 11555507 | 66.87 | 66.87 | - | - |
| (d) | Financial Institutions/ Banks | 0 | 0 | 0 | 0.00 | 0.00 | - | - |
| (e) | Any Others (Specify) | 0 | 0 | 0 | 0.00 | 0.00 | - | - |
| (e-i) | | | | | | | | |
| (e-ii) | | | | | | | | |
| | Sub Total(A)(1) | 10 | 11684757 | 11684757 | 67.62 | 67.62 | 0 | 0.00 |
| 2 | Foreign | | | | | | | |
| a | Individuals (Non-Residents Individuals/ Foreign Individuals) | 1 | 129000 | 129000 | 0.75 | 0.75 | - | - |
| b | Bodies Corporate | 0 | 0 | 0 | 0.00 | 0.00 | - | - |
| c | Institutions | 0 | 0 | 0 | 0.00 | 0.00 | - | - |
| d | Any Others (Specify) | 0 | 0 | 0 | 0.00 | 0.00 | - | - |
| d-i | | | | | | | | |
| d-ii | | | | | | | | |
| | Sub Total(A)(2) | 1 | 129000 | 129000 | 0.75 | 0.75 | 0 | 0.00 |
| | Total Shareholding of Promoter and | 11 | 11813757 | 11813757 | 68.36 | 68.36 | 0 | 0.00 |
| (B) | Public shareholding | | | | | | | |
| 1 | Institutions | | | | | | | |
| (a) | Mutual Funds/ UTI | 0 | 0 | 0 | 0.00 | 0.00 | - | - |
| (b) | Financial Institutions/ Banks | 0 | 0 | 0 | 0.00 | 0.00 | - | - |
| (c) | Central Government/ State Government(s) | 0 | 0 | 0 | 0.00 | 0.00 | - | - |
| (d) | Venture Capital Funds | 0 | 0 | 0 | 0.00 | 0.00 | - | - |
| (e) | Insurance Companies | 0 | 0 | 0 | 0.00 | 0.00 | - | - |
| (f) | Foreign Institutional Investors | 0 | 0 | 0 | 0.00 | 0.00 | - | - |
| (g) | Foreign Venture Capital Investors | 0 | 0 | 0 | 0.00 | 0.00 | - | - |
| (h) | Any Other (specify) | | | | | | | |
| (h-i) | | | | | | | | |
| (h-ii) | | | | | | | | |
| | Sub-Total (B)(1) | 0 | 0 | 0 | 0.00 | 0.00 | | |
| B 2 | Non-Institutions | | | | | | | |
| (a) | Bodies Corporate | 66 | 4951848 | 3442206 | 28.66 | 28.66 | - | - |
| (b) | Individuals | | | | | | | |
| I | Individuals -i. Individual shareholders holding nominal share capital up to Rs 1 lakh | 1545 | 275280 | 168695 | 1.59 | 1.59 | - | - |



| | | | | | | | | |
|--------|--|-------------|-----------------|-----------------|---------------|---------------|----------|----------|
| II | ii. Individual shareholders holding nominal share capital in excess of Rs. 1 lakh. | 4 | 235297 | 37376 | 1.36 | 1.36 | - | - |
| (c) | Any Other (specify) | | | | | | | |
| (c-i) | Clearing Members | 12 | 844 | 844 | 0.00 | 0.00 | - | - |
| (c-ii) | NRIs/OCBs | 13 | 3594 | 3594 | 0.02 | 0.02 | - | - |
| | | | | | | | | |
| | Sub-Total (B)(2) | 1640 | 5466863 | 3652715 | 31.64 | 31.64 | - | - |
| | | | | | | | | |
| (B) | Total Public Shareholding (B)= (B)(1)+(B)(2) | 1640 | 5466863 | 3652715 | 31.64 | 31.64 | - | - |
| | | | | | | | | |
| | TOTAL (A)+(B) | 1651 | 17280620 | 15466472 | 100.00 | 100.00 | - | - |
| | | | | | | | | |
| (C) | Shares held by Custodians and against which Depository Receipts have been issued | | | | | | | |
| 1 | Promoter and Promoter Group | 0 | 0 | 0 | 0 | 0.00 | - | - |
| 2 | Public | 0 | 0 | 0 | 0 | 0.00 | - | - |
| | Sub-Total (C) | 0 | 0 | 0 | 0 | 0.00 | - | - |
| | | | | | | | | |
| | GRAND TOTAL (A)+(B)+(C) | 1651 | 17280620 | 15466472 | 100.00 | 100.00 | - | - |




| Sr.No | Notes |
|-------|--|
| 1 | The Company has been informed that Mr. Malvinder Mohan Singh has assumed the status of a person resident outside India* for |
| | the purposes of Section 2(w) of the Foreign Exchange Management Act, 1999 (FEMA), and is now a Non Resident Indian in terms |
| | of the regulations under the FEMA. It is however clarified that the equity shares of Oscar Investments Limited currently held by Mr. |
| | Malvinder Mohan Singh were acquired by him prior to the change in his residential status, as described above ,i.e. when he was a |
| | person resident in India for the purposes of Section 2(v) of the FEMA." |
| | |
| | |
| | |
| | |



(D) Statement showing holding of securities (including shares, warrants, convertible securities) of persons belonging to the category "Promoter and Promoter Group"

| Sr. No. | Name of the shareholder | Details of Shares held | | Encumbered shares (*) | | | Details of warrants | | Details of convertible securities | | Total shares (including underlying shares assuming full conversion of warrants and convertible securities) as a % of diluted share capital |
|---------|--|------------------------|-----------------------------------|-----------------------|-----------------|---|-------------------------|---|---------------------------------------|---|--|
| | | Number of shares held | As a % of grand total (A)+(B)+(C) | No. | As a percentage | As a % of grand total (A)+(B)+(C) of sub-class (I)(a) | Number of warrants held | As a % total number of warrants of the same class | Number of convertible securities held | As a % total number of convertible securities of the same class | |
| | | (B) | (C) | (D) | (D)/(B+C)*100 | (E) | (F) | (G) | (H) | (I) | (J) |
| 1 | Mahvinder Mohan Singh (Non-Residents Individual) | 129000 | 0.75 | 0 | 0.00 | 0.00 | 0 | 0 | 0 | 0 | 0.75 |
| 2 | Shivinder Mohan Singh | 129000 | 0.75 | 0 | 0.00 | 0.00 | 0 | 0 | 0 | 0 | 0.75 |
| 3 | Hemal Singh | 280 | 0.00 | 0 | 0.00 | 0.00 | 0 | 0 | 0 | 0 | 0.00 |
| | RHC Holding Private Limited | 6163499 | 30.00 | 0 | 0.00 | 0.00 | 0 | 0 | 0 | 0 | 30.00 |
| | Shil Holdings Private Limited | 2144304 | 12.41 | 0 | 0.00 | 0.00 | 0 | 0 | 0 | 0 | 12.41 |
| | Matev Holdings Private Limited | 2128304 | 12.30 | 0 | 0.00 | 0.00 | 0 | 0 | 0 | 0 | 12.30 |
| | Tripol Investment & Trading Company | 636100 | 3.68 | 0 | 0.00 | 0.00 | 0 | 0 | 0 | 0 | 3.68 |
| | Abhinav Pesticides Private Limited | 1800 | 0.01 | 0 | 0.00 | 0.00 | 0 | 0 | 0 | 0 | 0.01 |
| | Fern Healthcare Private Limited | 1208750 | 6.99 | 0 | 0.00 | 0.00 | 0 | 0 | 0 | 0 | 6.99 |
| | Mollard Wears Private Limited | 80080 | 0.46 | 0 | 0.00 | 0.00 | 0 | 0 | 0 | 0 | 0.46 |
| | Vibron Cosmetics Private Limited | 175000 | 1.01 | 0 | 0.00 | 0.00 | 0 | 0 | 0 | 0 | 1.01 |
| | TOTAL | 11813757 | 68.36 | 0 | 0.00 | 0.00 | 0 | 0 | 0 | 0 | 68.36 |

(*) The term "encumbrance" has the same meaning as assigned to it in regulation 28(3) of the SABT Regulations, 2011




(I)(d) Statement showing details of locked-in shares

| Sr. No. | Name of the shareholder | Number of locked-in shares | Locked-in shares as a percentage of total number of shares (i.e., Grand Total (A)+(B)+(C) indicated in Statement at para (I)(a) above) |
|--------------|-------------------------|----------------------------|--|
| 1 | | | 0.00 |
| 2 | | | 0.00 |
| 3 | | | 0.00 |
| 4 | | | 0.00 |
| 5 | | | 0.00 |
| 6 | | | 0.00 |
| 7 | | | 0.00 |
| 8 | | | 0.00 |
| 9 | | | 0.00 |
| | | | |
| | | | |
| TOTAL | | 0 | 0.00 |



(II)(a) Statement showing details of Depository Receipts (DRs).

| Sr. No. | Type of outstanding DR (ADRs, GDRs, SDRs, etc.) | Number of outstanding DRs | Number of shares underlying outstanding DRs | Shares underlying outstanding DRs as a percentage of total number of shares (i.e., Grand Total (A)+(B)+(C) indicated in Statement at para (I)(a) above) |
|--------------|---|---------------------------|---|---|
| 1 | | | | 0.00 |
| 2 | | | | 0.00 |
| 3 | | | | 0.00 |
| 4 | | | | 0.00 |
| 5 | | | | 0.00 |
| 6 | | | | 0.00 |
| 7 | | | | 0.00 |
| 8 | | | | 0.00 |
| 9 | | | | 0.00 |
| | | | | |
| | | | | |
| TOTAL | | 0 | 0 | 0.00 |



(II)(b) Statement showing holding of Depository Receipts (DRs), where underlying shares held by "promoter/promoter group" are in excess of 1% of the total number of shares

| Sr. No. | Name of the DR Holder | Type of outstanding DR (ADRs, GDRs, SDRs, etc.) | Number of shares underlying outstanding DRs | Shares underlying outstanding DRs as a percentage of total number of shares (i.e., Grand Total (A)+(B)+(C) indicated in Statement at para (I)(a) above) |
|--------------|-----------------------|---|---|---|
| 1 | | | | 0.00 |
| 2 | | | | 0.00 |
| 3 | | | | 0.00 |
| 4 | | | | 0.00 |
| 5 | | | | 0.00 |
| 6 | | | | 0.00 |
| 7 | | | | 0.00 |
| 8 | | | | 0.00 |
| 9 | | | | 0.00 |
| | | | | |
| | | | | |
| TOTAL | | | 0 | 0.00 |

