

OSCAR INVESTMENTS LIMITED

Regd. Office : 54 Janpath, New Delhi - 110001

Phone : +91 11 40188100 | Fax : +91 11 40188151 | CIN L65999DL1978PLC099476

Email : oscarinvestments55@gmail.com | website :www.oscarinvestments.org

OSCAR/CS/BSE/2015

July 20, 2015

To,

Department of Corporate Services
BSE Limited
Phiroze Jeejeebhoy Towers
Dalal Street
Mumbai- 400001

Dear Sir,

Subject: Shareholding Pattern for the Quarter ended on 30th June, 2015


In compliance with Clause 35 of the Listing Agreement please find enclosed copy of the Shareholding pattern for the quarter ended 30th June, 2015.

This is for your information and record.

Thanking you,


Yours faithfully,

For Oscar Investments Limited



(Karishma Jain)

Company Secretary & Compliance Officer



Encl.: As above

(I)(a) STATEMENT SHOWING SHAREHOLDING PATTERN UNDER CLAUSE - 35


Name of the Company:	OSCAR INVESTMENTS LIMITED		
Scrip Code, Name of the scrip, class of security:	501179, OSCAR, EQUITY		
Quarter ended:	30th June, 2015		
Partly paid-up shares:-	No. of partly paid-up shares	As a % of total no. of partly paid-up shares	As a % of total no. of shares of the company
Held by promoter/promoter group	0	0	0
Held by public	0	0	0
Total	0	0	0
Outstanding convertible securities:-	No. of outstanding securities	As a % of total no. of outstanding convertible securities	As a % of total no. of shares of the company, assuming full conversion of the convertible securities
Held by promoter/promoter group	0	0	0
Held by public	0	0	0
Total	0	0	0
Warrants:-	No. of warrants	As a % of total no. of warrants	As a % of total no. of shares of the company, assuming full conversion of warrants
Held by promoter/promoter group	0	0	0
Held by public	0	0	0
Total	0	0	0
Total paid-up capital of the company, assuming full conversion of warrants and convertible securities	17280620 Equity Shares of Rs.10/- Each		



Category code	Category of Shareholder	Number of Shareholders	Total number of shares	Number of shares held in dematerialized form	Total shareholding as a percentage of total number of shares		Shares Pledged or otherwise encumbered	
					As a percentage of(A+B) ¹	As a percentage of (A+B+C)	Number of shares	As a percentage
(I)	(II)	(III)	(IV)	(V)	(VI)	(VII)	(VIII)	(IX)= (VIII)/(IV)*100
(A)	Shareholding of Promoter and Promoter Group ²							
(1)	Indian							
(a)	Individuals/ Hindu Undivided Family	3	258250	258250	1.49	1.49	-	-
(b)	Central Government/ State Government(s)	0	0	0	0.00	0.00	-	-
(c)	Bodies Corporate *	3	11955160	11955160	69.19	69.19	-	-
(d)	Financial Institutions/ Banks	0	0	0	0.00	0.00	-	-
(e)	other- Trust	1	100	100	0.00	0.00	-	-
	Sub Total(A)(1)	7	12213510	12213510	70.68	70.68	0	0.00
(2)	Foreign							
a	Individuals (Non-Residents Individuals/ Foreign Individuals)	0	0	0	0.00	0.00	-	-
b	Bodies Corporate	0	0	0	0.00	0.00	-	-
c	Institutions	0	0	0	0.00	0.00	-	-
d	Qualified Foreign Investor	0	0	0	0.00	0.00	-	-
d-i	Any Others(Specify)							
	Sub Total(A)(2)	0	0	0	0.00	0.00	0	0.00
	Total Shareholding of Promoter and Promoter Group (A)= (A)(1)+(A)(2)	7	12213510	12213510	70.68	70.68	0	0.00
(B)	Public Shareholding							
(1)	Institutions							
(a)	Mutual Funds/ UTI	0	0	0	0.00	0.00	-	-
(b)	Financial Institutions/ Banks	0	0	0	0.00	0.00	-	-
(c)	Central Government/ State Government(s)	0	0	0	0.00	0.00	-	-
(d)	Venture Capital Funds	0	0	0	0.00	0.00	-	-
(e)	Insurance Companies	0	0	0	0.00	0.00	-	-
(f)	Foreign Institutional Investors	0	0	0	0.00	0.00	-	-
(g)	Foreign Venture Capital Investors	0	0	0	0.00	0.00	-	-
(h)	Qualified Foreign Investor							
(h-i)	Any Other (specify)							
	Sub-Total (B)(1)	0	0	0	0.00	0.00		
(2)	Non-institutions							
(a)	Bodies Corporate	60	4543220	4316242	26.29	26.29	-	-
(b)	Individuals							
i	Individuals -i. Individual shareholders holding nominal share capital up to Rs 1 lakh	1520	283048	181213	1.63	1.63	-	-
ii	Individual shareholders holding nominal share capital in excess of Rs. 1 lakh.	4	234641	36720	1.36	1.36	-	-
(c)	Any Other (specify)							
(c-i)	Clearing Members	16	2411	2411	0.01	0.01	-	-
(c-ii)	NRIs/OCBs	12	3790	3790	0.02	0.02	-	-
	Sub-Total (B)(2)	1612	5067110	4540376	29.31	29.31	-	-
(B)	Total Public Shareholding (B)= (B)(1)+(B)(2)	1612	5067110	4540376	29.31	29.31	-	-
	TOTAL (A)+(B)	1619	17280620	16753886	100.00	100.00	-	-



(C)	Shares held by Custodians and against which Depository Receipts have been issued							
1	Promoter and Promoter Group	0	0	0	0	0.00	-	-
2	Public	0	0	0	0	0.00	-	-
	Sub-Total (C)	0	0	0	0	0.00	-	-
	GRAND TOTAL (A)+(B)+(C)	1619	17280620	16753886	100.00	100.00	-	-



Sr.No	Notes
	* Two folios of RHC Holding Private Limited have been clubbed in to one folio.



(I)(b) STATEMENT SHOWING HOLDING OF SECURITIES (INCLUDING SHARES, WARRANTS, CONVERTIBLE SECURITIES) OF PERSON BELONGING TO THE CATEGORY "PROMOTER AND PROMOTER GROUP"

Sr. No.	Name of the shareholder	Details of Shares held		Encumbered shares (*)			Details of warrants		Details of convertible securities		Total shares (including underlying shares assuming full conversion of warrants and convertible securities) as a % of diluted share capital
		Number of shares held	As a % of grand total (A) + (B) + (C)	No.	As a percentage	As a % of grand total (A)+(B)+(C) of sub-clause (I)(a)	Number of warrants held	As a % total number of warrants of the same class	Number of convertible securities held	As a % total number of convertible securities of the same class	
(I)	(II)	(III)	(IV)	(V)	(VI)=(V)/(III)*100	(VII)	(VIII)	(IX)	(X)	(XI)	(XII)
1	Malvinder Mohan Singh	129000	0.75	0	0.00	0.00	0	0	0	0	0.75
2	Shivinder Mohan Singh	129000	0.75	0	0.00	0.00	0	0	0	0	0.75
3	Nimmi Singh	250	0.00	0	0.00	0.00	0	0	0	0	0.00
4	RHC Holding Private Limited	7684552	44.47	0	0.00	0.00	0	0	0	0	44.47
5	Shivi Holdings Private Limited	2144304	12.41	0	0.00	0.00	0	0	0	0	12.41
6	Malav Holdings Private Limited	2126304	12.30	0	0.00	0.00	0	0	0	0	12.30
7	Malvinder Mohan Singh, Shivinder Mohan Singh**	100	0.00	0	0.00	0.00	0	0	0	0	0.00
TOTAL		12213510	70.68	0	0.00	0.00	0	0	0	0	70.68

Note :


(*) The term "encumbrance" has the same meaning as assigned to it in regulation 28(3) of the SAST Regulations, 2011

(**) Holds in capacity of trustees of PS Trust



(I)(c)(i) STATEMENT SHOWING HOLDING OF SECURITIES (INCLUDING SHARES, WARRANTS, CONVERTIBLE SECURITIES) OF PERSON BELONGING TO THE CATEGORY "PUBLIC" AND HOLDING MORE THAN 1% OF THE TOTAL NUMBER OF SHARES

Sr. No.	Name of the shareholder	Number of shares held	Shares as a percentage of total number of shares (i.e., Grand Total (A)+(B)+(C) indicated in Statement at para (I)(a) above)	Details of warrants		Details of convertible securities		Total shares (including underlying shares assuming full conversion of warrants and convertible securities) as a % of diluted share capital
				Number of warrants held	As a % total number of warrants of the same class	Number of convertible securities held	% w.r.t total number of convertible securities of the same class	
1	Rexcin Finance Private Ltd	770,200	4.46	0	0	0	0	4.46
2	Artifice Properties Private Ltd	498,258	2.88	0	0	0	0	2.88
3	Torus Buildcon Private Ltd	304,000	1.76	0	0	0	0	1.76
4	Best Medicines Private Limited	173,000	1.00	0	0	0	0	1.00
5	Best Healthcare Private Limited	244,958	1.42	0	0	0	0	1.42
6	Prolific Drugs Private Limited	200,000	1.15	0	0	0	0	1.15
7	Rosestar Marketing Private Limited	422,895	2.45	0	0	0	0	2.45
8	Burlington Finance Ltd	754,860	4.37	0	0	0	0	4.37
9	Manimudra Vincom Pvt Ltd	427,998	2.48	0	0	0	0	2.48
10	Seminary Tie Up Pvt Ltd	204,000	1.18	0	0	0	0	1.18
11	Religare Finvest Ltd	205,000	1.19	0	0	0	0	1.19
TOTAL		4,205,169	24.33	0	0	0	0	24.33



(I)(c)(ii) STATEMENT SHOWING HOLDING OF SECURITIES (INCLUDING SHARES, WARRANTS, CONVERTIBLE SECURITIES) OF PERSON (TOGETHER WITH PAC BELONGING TO THE CATEGORY "PUBLIC" AND HOLDING MORE THAN 5% OF THE TOTAL NUMBER OF SHARES OF THE COMPANY

Sr. No.	Name(s) of the shareholder(s) and the Persons Acting in Concert (PAC) with them	Number of shares	Shares as a percentage of total number of shares {i.e., Grand Total (A)+(B)+(C) Indicated in Statement at para (I)(a) above}	Details of warrants		Details of convertible securities		Total shares (including underlying shares assuming full conversion of warrants and convertible securities) as a % of diluted share capital
				Number of warrants	As a % total number of warrants of the same class	Number of convertible securities held	% w.r.t total number of convertible securities of the same class	
	NIL	NIL	NIL	NIL	NIL	NIL	NIL	NIL



(l)(d) STATEMENT SHOWING DETAILS OF LOCKED-IN SHARES

Sr. No.	Name of the shareholder	Number of locked-in shares	Locked-in shares as a percentage of total number of shares {i.e., Grand Total (A)+(B)+(C) indicated in Statement at para (l)(a) above}
	NIL	NIL	NIL



(II)(a) STATEMENT SHOWING DETAILS OF DEPOSITORY RECEIPTS (DRs)

Sr. No.	Type of outstanding DR (ADRs, GDRs, SDRs, etc.)	Number of outstanding DRs	Number of shares underlying outstanding DRs	Shares underlying outstanding DRs as a percentage of total number of shares (i.e., Grand Total (A)+(B)+(C) indicated in Statement at para (I)(a) above)
	NIL	NIL	NIL	NIL



(II)(b) STATEMENT SHOWING DETAILS OF DEPOSITORY RECEIPTS (DRs) WHERE UNDERLYING SHARES HELD BY "PROMOTER/PROMOTER GROUP ARE IN EXCESS OF 1% OF THE TOTAL NUMBER OF SHARES

Sr. No.	Name of the DR Holder	Type of outstanding DR (ADRs, GDRs, SDRs, etc.)	Number of shares underlying outstanding DRs	Shares underlying outstanding DRs as a percentage of total number of shares (i.e., Grand Total (A)+(B)+(C) indicated in Statement at para (I)(a) above)
	NIL	NIL	NIL	NIL

