


(I)(a) STATEMENT SHOWING SHAREHOLDING PATTERN UNDER CLAUSE - 35


Name of the Company:	OSCAR INVESTMENTS LIMITED		
Scrip Code, Name of the scrip, class of security:	501179, OSCAR, EQUITY		
Quarter ended:	30th September, 2015		
Partly paid-up shares:-	No. of partly paid-up shares	As a % of total no. of partly paid-up shares	As a % of total no. of shares of the company
Held by promoter/promoter group	0	0	0
Held by public	0	0	0
Total	0	0	0
Outstanding convertible securities:-	No. of outstanding securities	As a % of total no. of outstanding convertible securities	As a % of total no. of shares of the company, assuming full conversion of the convertible securities
Held by promoter/promoter group	0	0	0
Held by public	0	0	0
Total	0	0	0
Warrants:-	No. of warrants	As a % of total no. of warrants	As a % of total no. of shares of the company, assuming full conversion of warrants
Held by promoter/promoter group	0	0	0
Held by public	0	0	0
Total	0	0	0
Total paid-up capital of the company, assuming full conversion of warrants and convertible securities	17280620 Equity Shares of Rs.10/- Each		

For Oscar Investments Limited



 Authorised Signatories/Director

Category code	Category of Shareholder	Number of Shareholders	Total number of shares	Number of shares held in dematerialized form	Total shareholding as a percentage of total number of shares		Shares Pledged or otherwise encumbered	
					As a percentage of (A+B) ¹	As a percentage of (A+B+C)	Number of shares	As a percentage
	(II)	(III)	(IV)	(V)	(VI)	(VII)	(VIII)	(IX) = (VIII)/(IV)*100
(A)	Shareholding of Promoter and Promoter Group²							
(1)	Indian							
(a)	Individuals/ Hindu Undivided Family	3	258250	258250	1.49	1.49	-	-
(b)	Central Government/ State Government(s)	0	0	0	0.00	0.00	-	-
(c)	Bodies Corporate *	3	11955160	11955160	69.19	69.19	-	-
(d)	Financial Institutions/ Banks	0	0	0	0.00	0.00	-	-
(e)	other- Trust	1	100	100	0.00	0.00	-	-
	Sub Total(A)(1)	7	12213510	12213510	70.68	70.68	0	0.00
(2)	Foreign							
a	Individuals (Non-Residents Individuals/ Foreign Individuals)	0	0	0	0.00	0.00	-	-
b	Bodies Corporate	0	0	0	0.00	0.00	-	-
c	Institutions	0	0	0	0.00	0.00	-	-
d	Qualified Foreign Investor	0	0	0	0.00	0.00	-	-
d-i	Any Others(Specify)							
	Sub Total(A)(2)	0	0	0	0.00	0.00	0	0.00
	Total Shareholding of Promoter and Promoter Group (A)=	7	12213510	12213510	70.68	70.68	0	0.00
(B)	Public Shareholding							
(1)	Institutions							
(a)	Mutual Funds/ UTI	0	0	0	0.00	0.00	-	-
(b)	Financial Institutions / Banks	0	0	0	0.00	0.00	-	-
(c)	Central Government/ State Government(s)	0	0	0	0.00	0.00	-	-
(d)	Venture Capital Funds	0	0	0	0.00	0.00	-	-
(e)	Insurance Companies	0	0	0	0.00	0.00	-	-
(f)	Foreign Institutional investors	0	0	0	0.00	0.00	-	-
(g)	Foreign Venture Capital Investors	0	0	0	0.00	0.00	-	-
(h)	Qualified Foreign Investor							
(h-i)	Any Other (specify)							
	Sub-Total (B)(1)	0	0	0	0.00	0.00		
(2)	Non-institutions							
(a)	Bodies Corporate	55	4543264	4316286	26.29	26.29	-	-
(b)	Individuals							
i	Individuals -i. Individual shareholders holding nominal share capital up to Rs 1 lakh	1521	282601	180766	1.63	1.63	-	-
ii	Individual shareholders holding nominal share capital in excess of Rs. 1 lakh.	4	234641	36720	1.36	1.36	-	-
(c)	Any Other (specify)							
(c-i)	Clearing Members	14	3199	3199	0.02	0.02	-	-
(c-ii)	NRIs/OCBs	12	3405	3405	0.02	0.02	-	-
	Sub-Total (B)(2)	1606	5067110	4540376	29.32	29.32		

For Oscar Investments Limited

 Authorized Signatory/Director

(B)	Total Public Shareholding (B)= (B)(1)+(B)(2)	1606	5067110	4540376	29.32	29.32	-	-
	TOTAL (A)+(B)	1613	17280620	16753886	100.00	100.00	-	-
(C)	Shares held by Custodians and against which Depository Receipts have been issued							
1	Promoter and Promoter Group	0	0	0	0	0.00	-	-
2	Public	0	0	0	0	0.00	-	-
	Sub-Total (C)	0	0	0	0	0.00	-	-
	GRAND TOTAL (A)+(B)+(C)	1613	17280620	16753886	100.00	100.00	-	-


* Two folios of RHC Holding Private Limited have been clubbed in to one folio.

--	--	--	--	--	--	--	--	--

For Oscar Investments Limited

Kaushik
 Authorised Signatories/Director

Sr.No	Notes
	* Two folios of RHC Holding Private Limited have been clubbed in to one folio.

For Oscar Investments Limited

Authorised Signatories/Director

(I)(b) STATEMENT SHOWING HOLDING OF SECURITIES (INCLUDING SHARES, WARRANTS, CONVERTIBLE SECURITIES) OF PERSON BELONGING TO THE CATEGORY "PROMOTER AND PROMOTER GROUP"

Sr. No.	Name of the shareholder	Details of Shares held		Encumbered shares (*)			Details of warrants		Details of convertible securities		Total shares (including underlying shares assuming full conversion of warrants and convertible securities) as a % of diluted share capital
		Number of shares held	As a % of grand total (A) + (B) + (C)	No.	As a percentage	As a % of grand total (A)+(B)+(C) of sub-clause (i)(a)	Number of warrants held	As a % total number of warrants of the same class	Number of convertible securities held	As a % total number of convertible securities of the same class	
(i)	(ii)	(iii)	(iv)	(v)	(vi)=(v)/(iii)*100	(vii)	(viii)	(ix)	(x)	(xi)	(xii)
1	Malvinder Mohan Singh	129000	0.75	0	0.00	0.00	0	0	0	0	0.75
2	Shivinder Mohan Singh	129000	0.75	0	0.00	0.00	0	0	0	0	0.75
3	Nimmi Singh	250	0.00	0	0.00	0.00	0	0	0	0	0.00
4	RHC Holding Private Limited	7684552	44.47	0	0.00	0.00	0	0	0	0	44.47
5	Shivi Holdings Private Limited	2144304	12.41	0	0.00	0.00	0	0	0	0	12.41
6	Malav Holdings Private Limited	2126304	12.30	0	0.00	0.00	0	0	0	0	12.30
7	Malvinder Mohan Singh, Shivinder Mohan Singh**	100	0.00	0	0.00	0.00	0	0	0	0	0.00
TOTAL		12213510	70.68	0	0.00	0.00	0	0	0	0	70.68

Note :


(*) The term "encumbrance" has the same meaning as assigned to it in regulation 28(3) of the SAST Regulations, 2011

(**) Holds in capacity of trustees of PS Trust

For Oscar Investments Limited
Kaushal Jain
 Authorised Signatories/Director

(I)(c)(i) STATEMENT SHOWING HOLDING OF SECURITIES (INCLUDING SHARES, WARRANTS, CONVERTIBLE SECURITIES) OF PERSON BELONGING TO THE CATEGORY "PUBLIC" AND HOLDING MORE THAN 1% OF THE TOTAL NUMBER OF SHARES

Sr. No.	Name of the shareholder	Number of shares held	Shares as a percentage of total number of shares (i.e., Grand Total (A)+(B)+(C) Indicated in Statement at para (I)(a) above)	Details of warrants		Details of convertible securities		Total shares (Including underlying shares assuming full conversion of warrants and convertible securities) as a % of diluted share capital
				Number of warrants held	As a % total number of warrants of the same class	Number of convertible securities held	% w.r.t total number of convertible securities of the same class	
1	Rexin Finance Private Ltd	770,200	4.46	0	0	0	0	4.46
2	Artifice Properties Private Ltd	498,258	2.88	0	0	0	0	2.88
3	Torus Buildcon Private Ltd	304,000	1.76	0	0	0	0	1.76
4	Best Medicines Private Limited	173,000	1.00	0	0	0	0	1.00
5	Best Healthcare Private Limited	244,958	1.42	0	0	0	0	1.42
6	Prolific Drugs Private Limited	200,000	1.15	0	0	0	0	1.15
7	Rosestar Marketing Private Limited	422,895	2.45	0	0	0	0	2.45
8	Burlington Finance Ltd	754,860	4.37	0	0	0	0	4.37
9	Manimudra Vincom Pvt Ltd	427,998	2.48	0	0	0	0	2.48
10	Seminary Tie Up Pvt Ltd	204,000	1.18	0	0	0	0	1.18
11	Religare Finvest Ltd	205,000	1.19	0	0	0	0	1.19
	TOTAL	4,205,169	24.33	0	0	0	0	24.33

For Oscar Investments Limited

 Authorised Signatories/Director

(i)(c)(ii) STATEMENT SHOWING HOLDING OF SECURITIES (INCLUDING SHARES, WARRANTS, CONVERTIBLE SECURITIES) OF PERSON (TOGETHER WITH PAC BELONGING TO THE CATEGORY "PUBLIC" AND HOLDING MORE THAN 5% OF THE TOTAL NUMBER OF SHARES OF THE COMPANY

Sr. No.	Name(s) of the shareholder(s) and the Persons Acting in Concert (PAC) with them	Number of shares	Shares as a percentage of total number of shares (i.e., Grand Total (A)+(B)+(C) indicated in Statement at para (i)(a) above)	Details of warrants		Details of convertible securities		Total shares (Including underlying shares assuming full conversion of warrants and convertible securities) as a % of diluted share capital
				Number of warrants	As a % total number of warrants of the same class	Number of convertible securities held	% w.r.t total number of convertible securities of the same class	
	NIL	NIL	NIL	NIL	NIL	NIL	NIL	NIL

For Oscar Investments Limited
Kaushik
 Authorised Signatories/Director

(i)(d) STATEMENT SHOWING DETAILS OF LOCKED-IN SHARES

Sr. No.	Name of the shareholder	Number of locked-in shares	Locked-in shares as a percentage of total number of shares (i.e., Grand Total (A)+(B)+(C) indicated in Statement at para (i)(a) above)
	NIL	NIL	NIL

For Oscar Investments Limited
Kaushik Majumdar
Authorized Signatories/Director

(II)(b) STATEMENT SHOWING DETAILS OF DEPOSITORY RECEIPTS (DRs) WHERE UNDERLYING SHARES HELD BY
"PROMOTER/PROMOTER GROUP ARE IN EXCESS OF 1% OF THE TOTAL NUMBER OF SHARES


Sr. No.	Name of the DR Holder	Type of outstanding DR (ADRs, GDRs, SDRs, etc.)	Number of shares underlying outstanding DRs	Shares underlying outstanding DRs as a percentage of total number of shares (i.e., Grand Total (A)+(B)+(C) indicated in Statement at para (I)(a) above)
	NIL	NIL	NIL	NIL

For Oscar Investments Limited

 Authorised Signatories/Director

(II)(a) STATEMENT SHOWING DETAILS OF DEPOSITORY RECEIPTS (DRs)

Sr. No.	Type of outstanding DR (ADRs, GDRs, SDRs, etc.)	Number of outstanding DRs	Number of shares underlying outstanding DRs	Shares underlying outstanding DRs as a percentage of total number of shares (i.e., Grand Total (A)+(B)+(C) indicated in Statement at para (i)(a) above)
	NIL	NIL	NIL	NIL

For Oscar Investments Limited

Authorised Signatories/Director

Shareholding Pattern of Oscar Investments – Post Amalgamation

(I) (a) Statement showing Shareholding Pattern

Name of the Company:	Oscar Investments Ltd	
Scrip Code: 501179	Name of the Scrip: Oscar Investments Ltd	Class of Security: Equity
As on:	Post Amalgamation	
Partly paid-up shares:-	No. of partly paid-up shares	As a % of total no. of partly paid-up Shares
Held by promoter/promoter group	Nil	Nil
Held by public	Nil	Nil
Total	Nil	Nil
Outstanding convertible securities:-	No. of outstanding securities	As a % of total no. of outstanding convertible securities
Held by promoter/promoter group	Nil	Nil
Held by public	Nil	Nil
Total	Nil	Nil
Warrants:-	No. of warrants	As a % of total no. of warrants
Held by promoter/promoter group	Nil	Nil
Held by public	Nil	Nil
Total	Nil	Nil
Total paid-up capital of the company, assuming full conversion of warrants and convertible securities	No. of Shares	Amount
	18,425,793	Rs. 184,257,930

For Oscar Investments Limited



 Director

Category Code	Category of Shareholder	Number of Shareholders	Total Number of Shares	Number of Shares Held in Dematerialized Form	Total Shareholding as a Percentage of Total Number of Shares		Number of Shares	Shares Pledged or otherwise Encumbered
					As a % age of (A+B) (VI)	As a % age of (A+B+C) (VII)		
(A)	(II) Shareholding of Promoter & Promoter Group	(III)	(IV)	(V)	(VI)	(VII)	(VIII)	(IX) = (VIII)/(IV)*100
(1)	Indian							
(a)	Individuals/ Hindu Undivided Family	7	298,575	298,575	1.62	1.62	0	0.00
(b)	Central Government/ State Government (s)	0	0	0	0	0	0	0.00
(c)	Bodies Corporate	7	12443425	12443425	67.53	67.53	0	0.00
(d)	Financial Institutions / Banks	0	0	0	0	0	0	0.00
(e)	Other -Trust	2	115	115	0	0	0	0.00
	Sub- Total (A) (1)	16	12742115	12742115	69.15	69.15	0	0.00
(2)	Foreign							
(a)	Individuals (Non- Resident Individuals/ Foreign Individuals)	0	0	0	0	0	0	0.00
(b)	Bodies Corporate	0	0	0	0	0	0	0.00
(c)	Institutions	0	0	0	0	0	0	0.00
(d)	Qualified Foreign Investors	0	0	0	0	0	0	0.00
(e)	Any Other (Specify)	0	0	0	0	0	0	0.00
	Sub-Total (A) (2)	0	0	0	0	0	0	0.00
	Total Shareholding of Promoter and Promoter Group (A) = (A) (1) + (A) (2)	16	12742115	12742115	69.15	69.15	0	0.00

For Oscar Investments Limited



Authorized Signatory/Director

Category Code	Category of Shareholder	Number of Shareholders	Total Number of Shares	Number of Shares Held in Dematerialized Form	Total Shareholding as a Percentage of Total Number of Shares	Shares Pledged or otherwise Encumbered
(B)	Public Shareholding					
(1)	Institutions					
(a)	Mutual Funds / UTI	0	0	0	0	0
(b)	Financial Institutions / Banks	0	0	0	0	0
(c)	Central Government / State Government(s)	0	0	0	0	0
(d)	Venture Capital Funds	0	0	0	0	0
(e)	Insurance Companies	0	0	0	0	0
(f)	Foreign Institutional Investors	1	37950	37,950	0.21	0.21
(g)	Foreign Venture Capital Investors	0	0	0	0	0
(h)	Qualified Foreign Investors	0	0	0	0	0
(i)	Any Other (Specify)	0	0	0	0	0
	Sub-Total (B) (1)	1	37950	37950	0.21	0.21
(2)	Non-Institutions					
(a)	Bodies Corporate	273	4955753	4728202	26.90	26.90
(b)	Individuals					
I.	Individual shareholders holding nominal share capital upto Rs. 1 Lakh.	14128	374506	247340	2.03	2.03
II.	Individual shareholders holding nominal share capital in excess of Rs. 1 Lakh.	17	295469	97548	1.60	1.60
(c)	Qualified Foreign Investors	0	0	0	0	0
(d)	Any other (Specify)					
(d-i)	Clearing Member	14	3199	3199	0.02	0.02
(d-ii)	NRI/OCBs	40	11547	11541	0.06	0.06
(d-iii)	Hindu Undivided Individuals	102	1890	1890	0.01	0.01
(d-iv)	Trusts	2	3364	3364	0.02	0.02

For Overseas Investments Limited

Authorized Signatory Director


	Sub-Total (B) (2)	14576	5645728	5093084	30.64	30.64	0	0.00
	Total Public Shareholding (B) = (B) (1) + (B) (2)	14577	5683678	5131034	30.85	30.85	0	0.00
	TOTAL (A) + (B)	14593	18425793	17873149	100.00	100.00	0	0.00
(C)	Shares held by Custodians & against which Depository Receipts have been issued							
(1)	Promoter and promoter group	0	0	0	0.00	0.00	0	0.00
(2)	Public	0	0	0	0.00	0.00	0	0.00
	GRAND TOTAL (A) + (B) + (C)	14593	18425793	17873149	100.00	100.00	0	0.00

For *Pearl Resources Limited*
 Authorised Signatory/Director

(1) (b) Statement showing holding of securities (including shares, warrants, convertible securities) of persons belonging to the category "Promoter and Promoter Group"

Sr. No	Name of the shareholder	Detail of Shares held	Encumbered Shares (*)	Details of warrants	of securities	Details of convertible securities	Total shares (including underlying shares assuming full conversion of warrants and convertible securities as a % of diluted share capital)				
		No. of shares held	No. of Grand Total (A)+(B)+(C)	No. of Encumbered Shares (V)	As a % (V)/(III)*100	As a % of grand total (A)+(B)+(C) of sub-clause (i)(a)	Number of Warrants held	As a % of number of warrants of the same class	As a % total number of securities held	As a % total number of convertible of the class	(XII)
(I)		(III)	(IV)	(V)	(VI)= (V)/(III)*100	(VII)	(VIII)	(IX)	(X)	(XI)	(XII)
01.	Malvinder Mohan Singh	148919	0.81	0	0.00	0.00	0	0.00	0	0.00	0.81
02.	Shivinder Mohan Singh	140324	0.76	0	0.00	0.00	0	0.00	0	0.00	0.76
03.	Nirmal Singh	781	0.00	0	0.00	0.00	0	0.00	0	0.00	0.00
04.	RHC Holding Private Limited	7933436	43.06	0	0.00	0.00	0	0.00	0	0.00	43.06
05.	Shivi Holdings Private Limited	2264460	12.29	0	0.00	0.00	0	0.00	0	0.00	12.29
06.	Malav Holdings Private Limited	2238030	12.15	0	0.00	0.00	0	0.00	0	0.00	12.15
07.	Malvinder Mohan Singh, Shivinder Mohan Singh**	115	0.00	0	0.00	0.00	0	0.00	0	0.00	0.00
08.	Aditi Shivinder Singh	8550	0.05	0	0.00	0.00	0	0.00	0	0.00	0.05
09.	Dion Global Solutions Limited	7500	0.04	0	0.00	0.00	0	0.00	0	0.00	0.04
	TOTAL	12742115	69.15	0	0.00	0.00	0	0.00	0	0.00	69.15

* The term encumbrance has the same meaning as assigned to it in regulation 28(3) of the SAST Regulations, 2011
 ** Holds in capacity of trustees of PS Trust

For Usat Investments Limited
 Authorised Signatories/Director


77
 (i) (C)(i) Statement showing holding of securities (including shares, warrants, convertible securities) of persons belonging to the category "Public" and holding more than 1% of the total number of shares

Sr. No.	Name of the Shareholder & PAN	Number of shares held	Shares as percentage of total number of shares (i.e., Grand Total (A)+(B)+(C) indicated in statement at para (i) (a) above)	Details of warrants		Details of convertible securities		Total shares (including underlying shares assuming full conversion of warrants convertible securities) as % of diluted capital
				Number of warrants held	As a % total number of warrants of the same class	Number of convertible securities held	% w.r.t. total number of convertible securities of the same class	
1.	Rexcin Finance Private Ltd	770,200	4.18	0	0.00	0	0.00	4.18
2.	Artifice Properties Private Ltd.	498,258	2.70	0	0.00	0	0.00	2.70
3.	Torus Buildcon Private Ltd.	304,000	1.65	0	0.00	0	0.00	1.65
4.	Best Medicines Private Ltd.	173,000	0.94	0	0.00	0	0.00	0.94
5.	Best Healthcare Private Ltd.	244,958	1.33	0	0.00	0	0.00	1.33
6.	Prolific Drugs Private Ltd.	200,000	1.09	0	0.00	0	0.00	1.09
7.	Rosestar Marketing Private Limited	422,895	2.30	0	0.00	0	0.00	2.30
8.	Burlington Finance Ltd	754,860	4.10	0	0.00	0	0.00	4.10
9.	Manimudra Vincom Pvt Ltd.	471,351	2.56	0	0.00	0	0.00	2.56
10.	Seminary Tie Up Pvt Ltd	204,000	1.11	0	0.00	0	0.00	1.11
11.	Religare Finvest Ltd	205,000	1.11	0	0.00	0	0.00	1.11
12.	Logos Holding Company Pvt Ltd	145,186	0.79	0	0.00	0	0.00	0.79
13.	Bazigar Trading Pvt Ltd	60,000	0.33	0	0.00	0	0.00	0.33
14.	Seminary Tie UP Pvt Ltd	59,599	0.32	0	0.00	0	0.00	0.32
15.	Telelink Finance Pvt Ltd	57,364	0.31	0	0.00	0	0.00	0.31
16.	APMS Investment Fund Ltd	37,950	0.21	0	0.00	0	0.00	0.21
17.	Maninder Grewal	19,995	0.11	0	0.00	0	0.00	0.11
18.	JRM Securities & Finance Pvt Ltd	13,945	0.08	0	0.00	0	0.00	0.08
TOTAL		4,642,561	25.20	0	0.00	0	0.00	26.20

For Usual Investments Limited

Kanishk Kumar Jain
 Authorised Signatory Director

78
 (1)(C)(ii) Statement showing holding of securities (including shares, warrants, convertible securities) of persons (together with PAC) belonging to the category "Public" and holding more than 5% of the total number of shares of the company

Sr. No.	Name of the Shareholder & PAN	Number of shares held	Shares as percentage of total number of shares {i.e., Grand Total (A)+(B)+(C) indicated in statement at para (1) above}	Details of warrants		Details of convertible securities		Total shares (including underlying full conversion of warrants convertible securities) as % of diluted capital
				Number of warrants held	As a % total number of warrants of the same class	Number of convertible securities held	% w.r.t. total number of convertible securities of the same class	
1.	Logos Holding Company Pvt Ltd	145,186	0.79	0	0	0	0.00	
	TOTAL	Nil	Nil	Nil	Nil	Nil	Nil	Nil

(1) (d) Statement showing details of locked-in shares

Sr. No.	Name of the shareholder	Number of locked-in shares	Locked-in shares as a percentage of total number of shares {i.e. Grand Total (A)+(B)+(C) indicated in Statement at Para (1) (a) above}
1		NIL	NIL
	TOTAL	NIL	NIL

For Uspar Investments Limited
 Authorised Signatories/Director


(II) (a) Statement showing details of Depository Receipts (DRs)

Sr. No.	Type of outstanding DR (ADRs, GDRs, SDRs, etc.)	Number of outstanding DRs	Number of Shares Underlying Outstanding DRs	Shares underlying outstanding DRs as a percentage of total number of shares [i.e., Grand Total (A)+(B)+(C) indicated in statement at para (I)(a) above]
1	NIL	NIL	NIL	NIL
	TOTAL	NIL	NIL	NIL

(II) (b) Statement showing holding of Depository Receipts (DRs), where underlying shares held by 'promoter/promoter group' are in excess of 1% of the total number of shares

Sr. No.	Name of the DR Holder Type of outstanding GDRs, SDRs, etc.)	DR (ADRs, GDRs, SDRs, etc.)	Number of Shares Underlying Outstanding DRs	Shares underlying outstanding DRs as a percentage of total number of shares [i.e., Grand Total (A)+(B)+(C)] indicated in statement at para (I)(a) above]
1	NIL		NIL	NIL
	TOTAL		NIL	NIL

(III) (a) Statement showing the voting pattern of shareholders, if more than one class of shares/securities is issued by the issuer
 ----- Not Applicable as the Company is having only one class of shares -----

For Oscar Investments Limited

 Authorised Signatories/Director